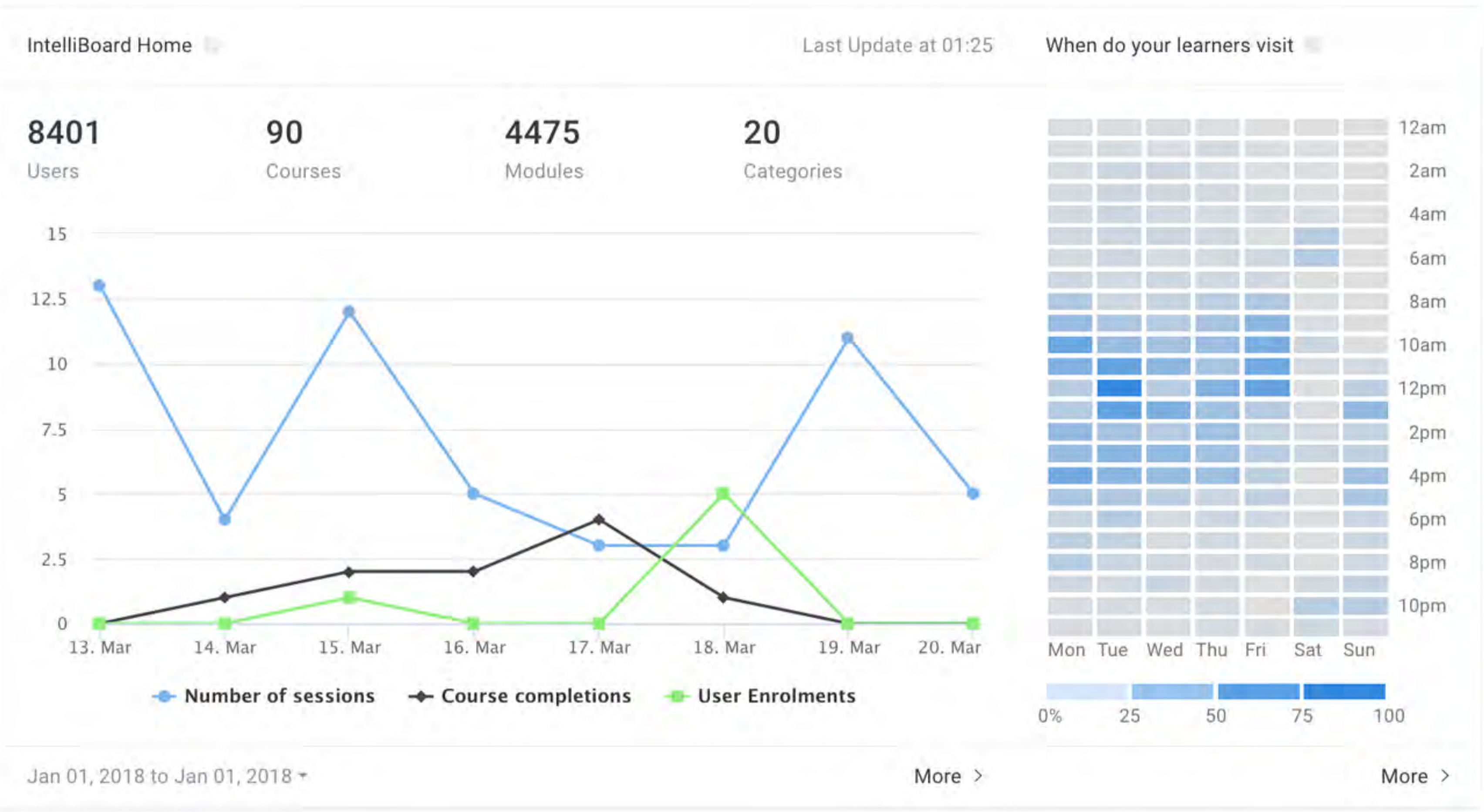


You have 2 notifications. [More](#)

# Overview

[Dashboard settings](#)

- Overview
- Monitors
- Reports
- Notification Center
- Settings
- Feature Request



Online right now

231
16
247

learners teachers all users

Page views per hour

Event today	Value
Enrollments	22
Activity completions	675
Course completions	15
New registrations	9
Visits	11k
Time spent	09:11:27
Sessions	55

[More >](#)

Users Overview

Learner	Progress	Score	Visits	Time Spent	Registered
Ali West	<div style="width: 85%;"></div>	85	1638	03:01:47	03/21/2017
Armella Clark	<div style="width: 82%;"></div>	82	2192	05:08:02	03/20/2017
Charley Torres	<div style="width: 87%;"></div>	87	2189	04:48:19	03/21/2017
Collin Mackaroy	<div style="width: 79%;"></div>	79	2403	04:24:36	03/20/2017
Elijah Todd	<div style="width: 87%;"></div>	87	2555	04:45:11	03/21/2017
Grace Young	<div style="width: 80%;"></div>	80	2257	04:11:56	03/21/2017
Jaime Baldwin	<div style="width: 80%;"></div>	80	104	00:26:24	03/21/2017

Prev Next
[Users Overview >](#)



You have 2 notifications. [More](#)

## Monitors: Java

[Settings](#) [Refresh](#)

Overview

**Monitors**

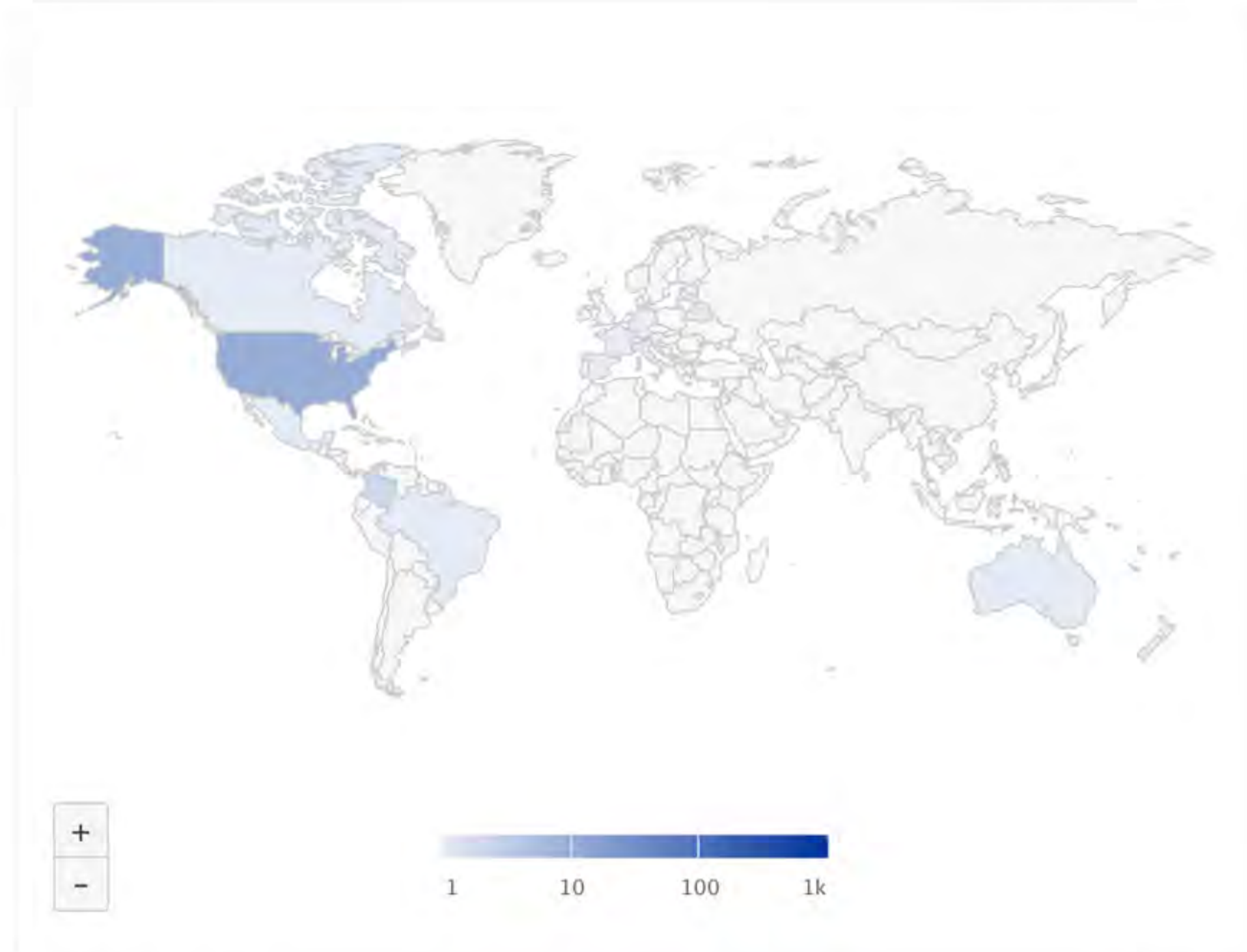
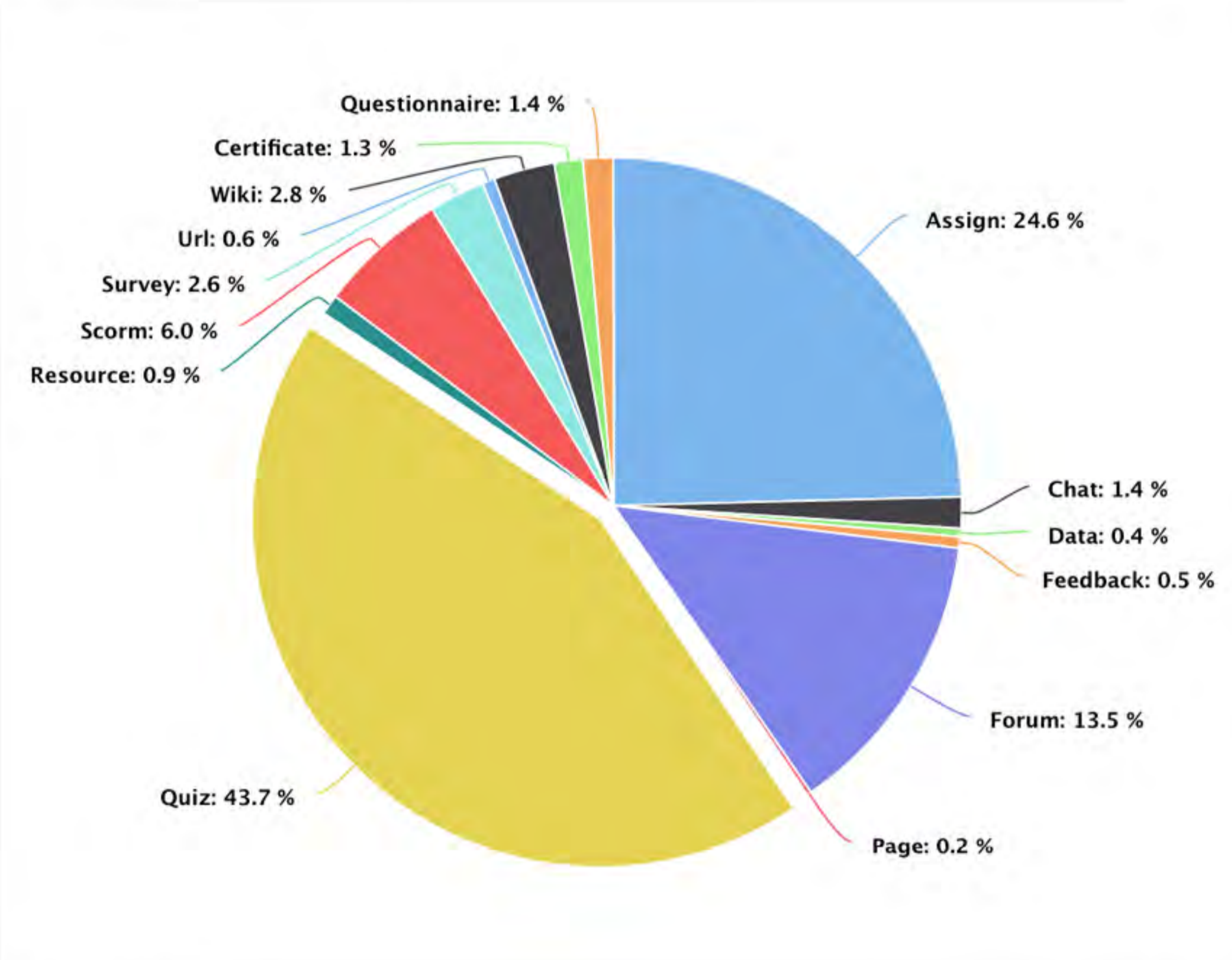
- PHP
- Java**
- CSS
- Javascript
- C Sharp
- Mysql
- + Setup Monitors
- Reports
- Notification Center
- Settings
- Feature Request

Total courses			Course activity			Course results		
<b>9</b> Visible	<b>3</b> Hidden	<b>475</b> Modules	<b>30</b> Learners	<b>4</b> Instructors	<b>72</b> Graduates	<b>23</b> Certificates issued	<b>7126</b> Modules completed	<b>517</b> Modules reviewed

### HTTP requests

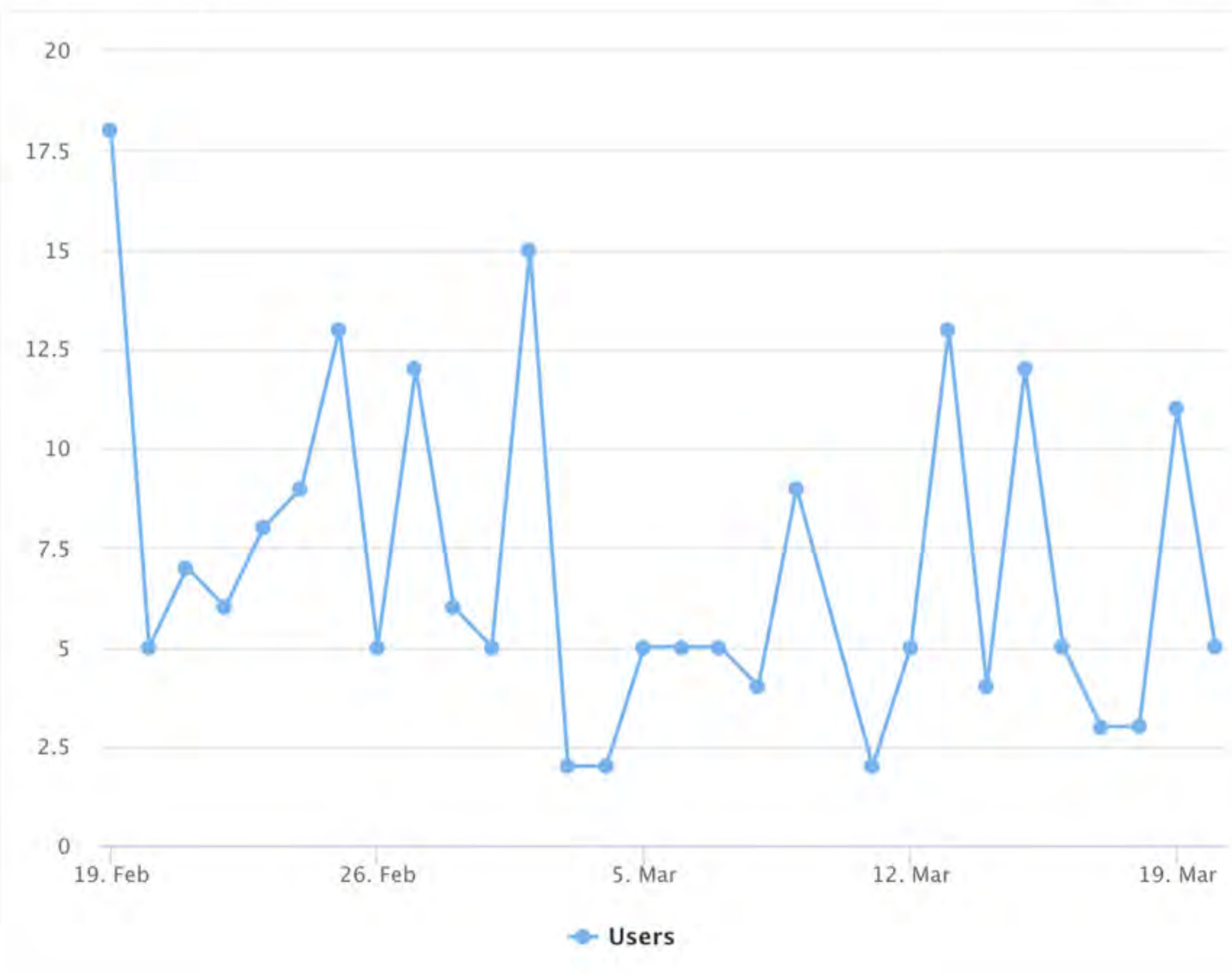
### Map

Last 12 months



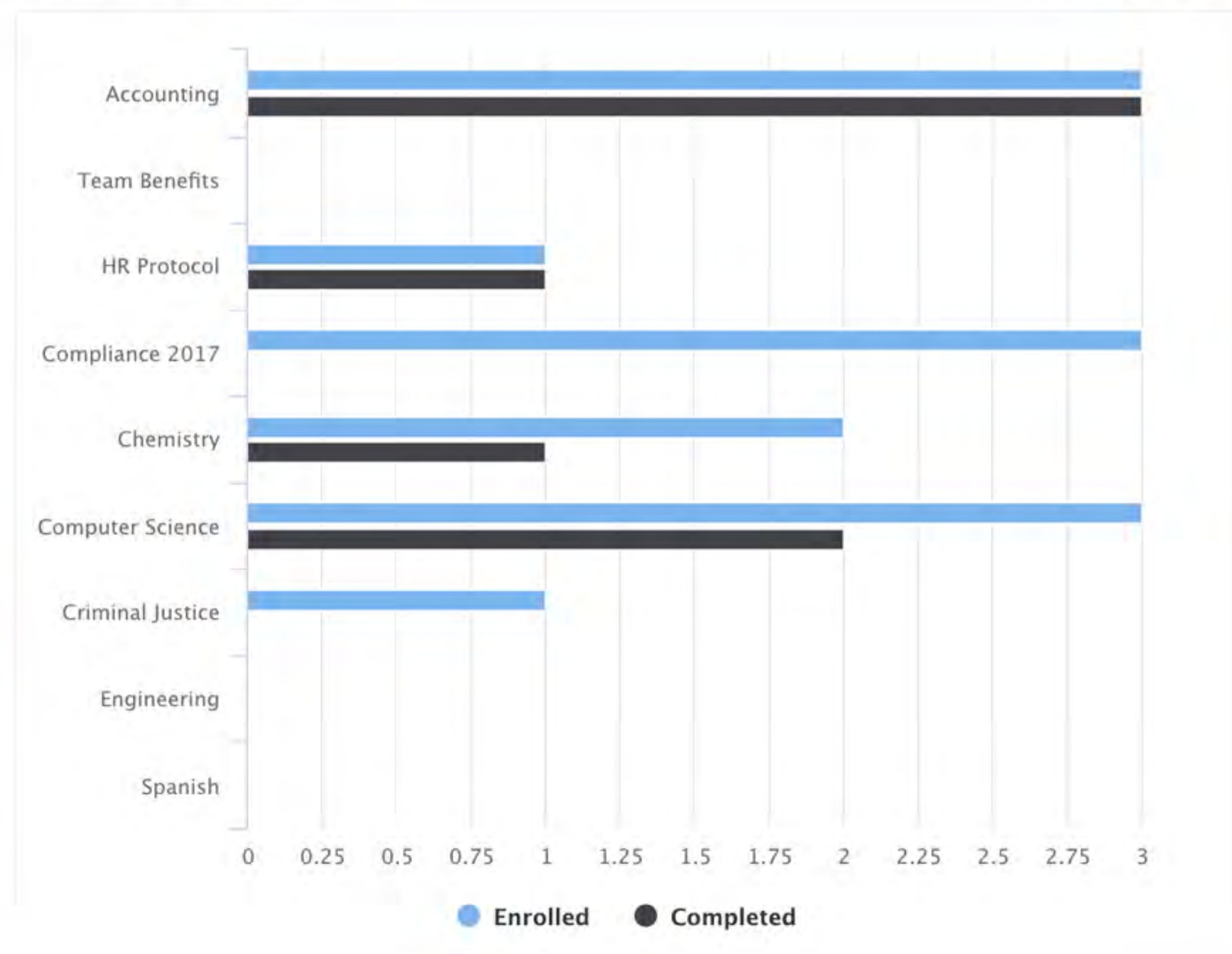
### Unique sessions

Last 30 days



### Enrollments per course

Last 90 days





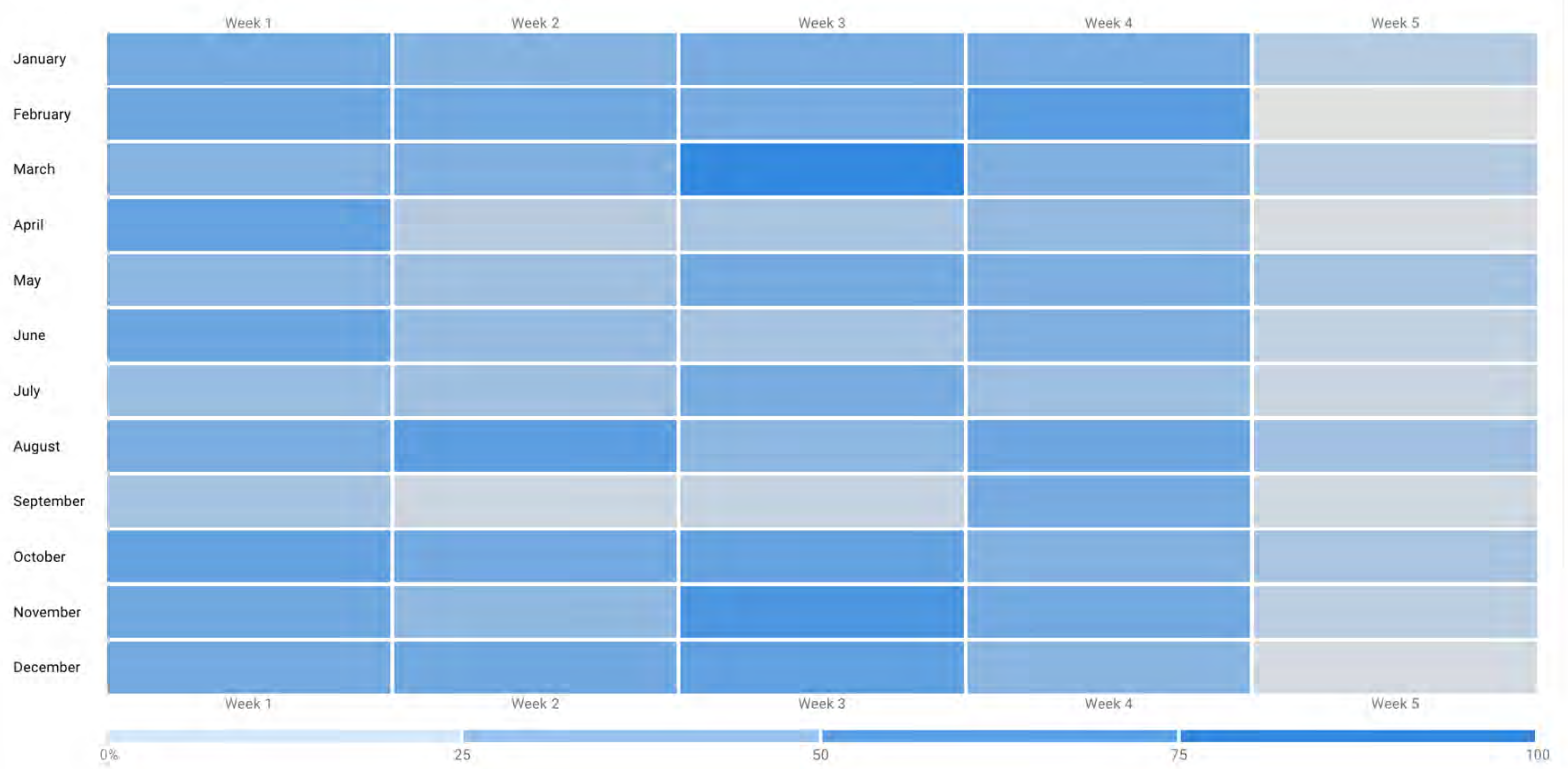
You have 2 notifications. [More](#)

### Monitors: Users sessions per-week

[Settings](#) [Filters](#)

- Overview
- Monitors
- Reports
- Notification Center
- Settings
- Feature Request







Users sessions per-week



You have 2 notifications. [More](#)

Ask LISA



-  Overview
-  Monitors
-  Reports
-  Notification Center
-  Settings
-  Feature Request

You Asked: Show Me Learners Enrolled Vs Completed

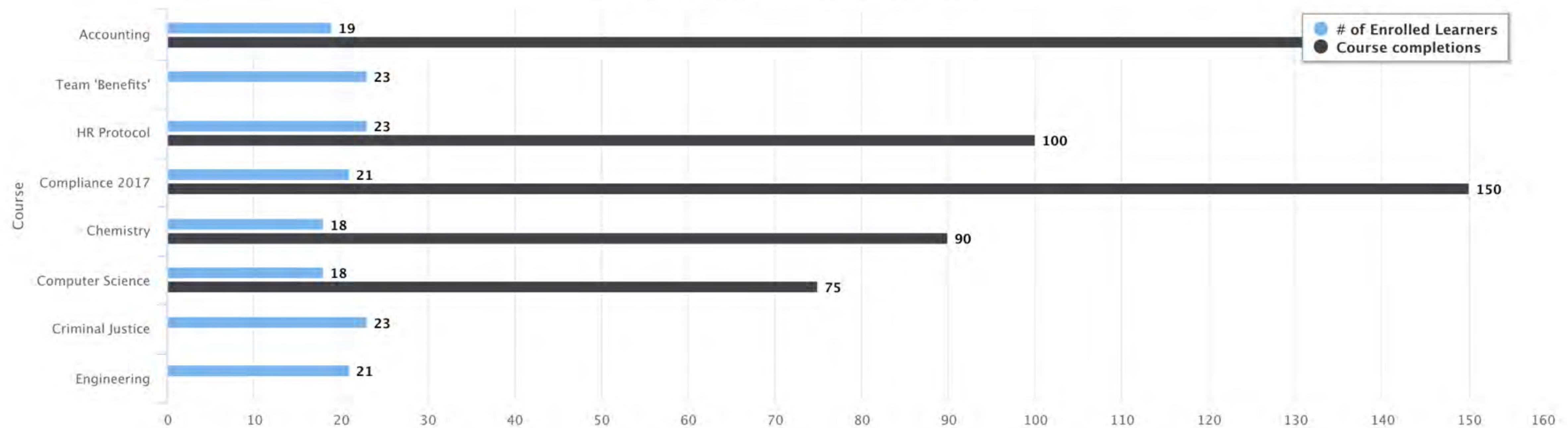
 Settings

First name	Last name	Enrolled courses	Course completions
Taras	Leshko	2	0
Teacher	Demo	5	1
Merrigan	Demo	5	2
Manager	Demo	8	0
Lena	Barnett	7	4
Micheal	Fisher	5	4
Michelle	Lucas	6	4
Collin	Mackaroy	7	4
Armella	Clark	7	5
Jordan	Elston	6	4

10 

Page (1 of 3) « 1 2 3 »

show me learners enrolled vs completed







Name  
Java

- Overview
- Monitors
- Reports
- Notification Center
- Settings
- Feature Request


Dashboard Preview Configurations




System Information




HTTP requests



Map



















Unique sessions



Enrollments per course

Available monitors

-  Registrants
-  User Activity
-  New registrants
-  Most active users on courses
-  Active courses
-  Enrollments per course
-  Most visited courses
-  HTTP requests
-  New courses
-  Moodle Live Monitor
-  Users sessions per-week
-  System Information
-  System Information
-  System Information
-  Unique sessions
-  Map





You have 2 notifications. [More](#)

# Learner Status

[Settings](#) [Export](#)

- Overview
- Monitors
- Reports
  - Learner reports
    - Learner Status
    - Learner Status Summary
    - Overdue Learners
    - Learner Engagement
    - Login Statistics
    - Learner Success
  - Course reports
  - Activity reports
  - Site reports
  - Customer Reports
  - Totara reports
  - Instructors
  - Competencies
- Notification Center
- Settings
- Feature Request

All Cohorts
[Corporate cate...]
Filter
Jan 1, 2018 to Jan 25, 2018

First Name	Last Name	Email	Course	Enrollment Methods	Visits	Time Spent	Completion Status	Start Date	End Date	Score
Merrigan	Demo	student@noemail.com	Accounting	manual	639	04:16:47				
Manager	Demo	manager@noemail.com	Accounting	manual	268	01:42:24				
Micheal	Fisher	micheal.fisher22@example.com	Accounting	manual	317	00:33:58				
Michelle	Lucas	michelle.lucas91@example.com	Accounting	manual	313	00:29:06				
Collin	Mackaroy	collin.mackaroy41@example.com	Accounting	manual	356	00:33:51				
Armella	Clark	armella.clark52@example.com	Accounting	manual	323	00:41:23				
Roan	Thompson	roan.thompson92@example.com	Accounting	manual	338	00:30:56				
Charley	Torres	charley.torres23@example.com	Accounting	manual	305	00:33:58				
Jaime	Baldwin	jaime.baldwin33@example.com	Accounting	manual	15	00:02:52				
Reese	Leonard	reese.leonard95@example.com	Accounting	manual	13	00:06:42	Complete	03/21/2017	05/15/2017	100
Sydney	Smith	sydney.smith74@example.com	Accounting	manual	17	00:09:06	Complete	07/17/2017	-	100
Emma	Stevenson	emma.stevenson54@example.com	Accounting	manual	328	00:31:06	Complete	03/21/2017	03/15/2018	100
Elijah	Todd	elijah.todd43@example.com	Accounting	manual	371	00:33:30	Complete	03/21/2017	03/13/2018	100
Parker	Smith	parker.smith89@example.com	Accounting	manual	332	00:28:12	Complete	03/21/2017	03/13/2018	100
Oliver	Lee	oliver.lee14@example.com	Accounting	manual	304	00:30:40	Complete	03/21/2017	03/19/2018	100
Reese	Leonard	reese.leonard95@example.com	Accounting	manual	13	00:06:42	Complete	03/21/2017	05/15/2017	100
Parker	Smith	parker.smith89@example.com	Accounting	manual	332	00:28:12	Complete	03/21/2017	03/13/2018	100
Morgan	Russell	morgan.russel11@example.com	Accounting	manual	319	00:43:13	Complete	03/21/2017	03/19/2018	100
Teacher	Demo	teacher@nomail.com	Accounting	self	533	03:33:09	Complete	03/15/2018	03/20/2018	100
Mario	Hernandez	amy@intelliboard.net	Accounting	self	200	00:17:00	Complete	09/21/2017	03/13/2018	

Jan 1, 2018 to Jan 25, 2018

< **January 2018** >

Sun	Mon	Tue	Wed	Thu	Fri	Sat
31	1	2	3	4	5	6
7	8	9	10	11	12	13
14	15	16	17	18	19	20
21	22	23	24	25	26	27
28	29	30	31	1	2	3
4	5	6	7	8	9	10

Today: 0  
 Yesterday: 0  
 This week: 0  
 Last week: 0  
 Last 7 days: 0  
 Last 30 days: 0  
 Last 90 days: 0  
 Last 12 months: 0  
 This year: 0  
 Last year: 0  
 Less preset ranges ^  
 Custom: 100



# Track and Analyze Learning Performance in Real Time

IntelliBoard is built to work with any LMS designed in Moodle. Our goal is to deliver all of your LMS data to one place that is right for you.



IntelliBoard Journal



Competency Dashboard



Reports and Analytics



Instructor Dashboard



PowerSchool



IntelliBoard Block



Learner Dashboard



Installation and Settings

